


Build your own magnifying glass.


Material:




- piece of carton
- water
- book (to test)

Instruction:

Cut a piece of carton out of a empty milk-carton or juicy-carton.



Cut a small hole in the carton and drop carefully a drop of water on it.



Watch one word of your book by looking through your self-made magnifying glass.

Explanation:

The water-drop in the hole can be used like a lens. The shape of the drop is like a lens and magnifies the letter you are watching through the lens. In order to learn more about how lenses work, read the wiki-article: lenses.